




Children have one week to complete one homework activity from the grid.		Topic: The Rainforest		
		In addition to the grid: Daily reading, times table challenge and weekly active learn		
<p>Make a poster about the impact of deforestation.</p> 	<p>Read a new book of your choice. Once you have finished write an alternative ending to the story.</p>	<p>Measure 10 items in your house using a ruler or tape measure to the nearest mm. Estimate your answer first.</p>	<p>Research, draw and label some pictures of plants that can be found in the rainforest.</p>	<p>Create a mythical rainforest creature. Draw a picture of it describing its features or write a short story about it.</p>
<p>Compare and contrast the climate of two different countries.</p>	<p>Write a fiction story set in the rainforest.</p> 	<p>Imagine you are in the Rainforest. Write a poem in a style of your choice with the title 'The Rainforest'</p>	<p>Make a poster about Growth Mindset to display in our classroom.</p> 	<p>Create your own bar chart. You can choose what to record. You could record the amount and type of insects found in your garden.</p>
<p>Research what the rainforest is like during night time. Write or present your findings in any way you like. This could be on the computer.</p>	<p>Find out about the Artist Oenone Hammersley Can you draw/paint a picture in the style of her work?</p>	<p>Create a maths quiz by writing word problems that a Y3 or Y4 child could have a go at. Include an answer sheet to your quiz.</p>	<p>Using a measuring jug find out how much water is needed to fill household objects in litres and millilitres. Try a cup, bowl, drinks bottle, bucket or jar.</p>	<p>Science Create a short video or powerpoint presentation to explain the different types of skeleton and their functions.</p>